

SRSC4531G / SRSC4531G-P DATA SHEET



SANY



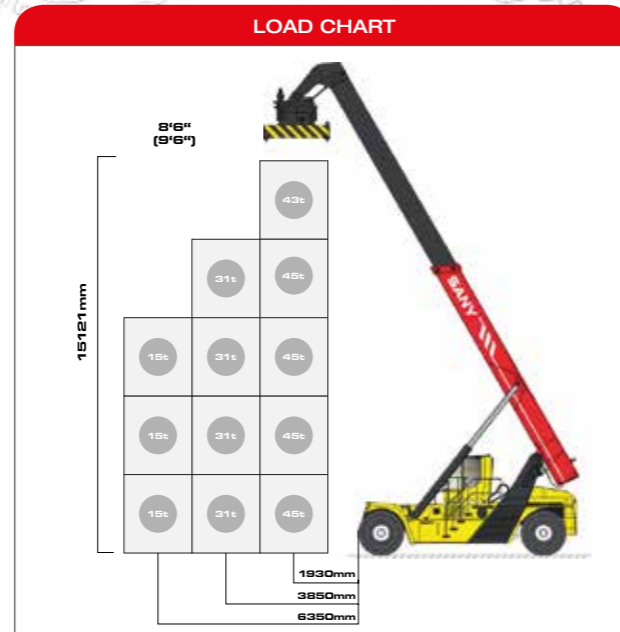
SPECIFICATIONS 4531G

SPECIFICATIONS 4531G-P

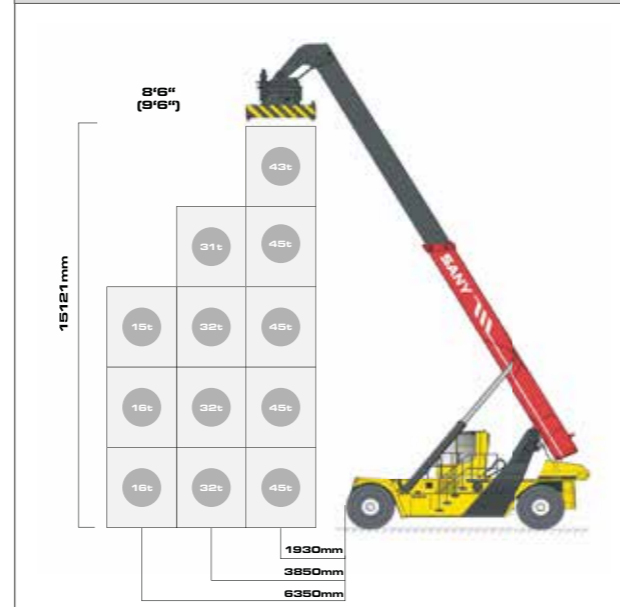
POWERTRAIN SYSTEM AND SPREADER		
	Tier IIIa	Tier IVf
Engine	Volvo TAD-952VE	Volvo TAD1171VE
Rated Power	240kW/2100	265kW/2100
Gearbox	Clark 15.5HR36000	
Drive Axle	Kessler D102 PL341	
Spreader	Elme 817 or SANY SDJ450F	

OVERALL WEIGHTS		
Overall Weight without Load	kg	75500
Axle Weight without Load Front/Rear at L1	kg	37926/37574
Axle Weight with Max. Load Front/Rear at L1	kg	104900/15600
Axle Weight with Max. Load Front/Rear at L2	kg	97700/8800
Axle Weight with Max. Load Front/Rear at L3	kg	82100/8400

PERFORMANCE		
Max. Load	kg	45000
Stacking Layer		5
Max. Towing ability	kN	335
Max. Lifting Speed Laden / Unladen	mm/s	220/420
Max. Lowering Speed Laden / Unladen	mm/s	500/400
Max. Driving Speed Laden / Unladen	km/h	21/25
Max. Gradeability Laden / Unladen	%	27/45
Hydraulic Pressure	bar	240
	Tier IIIa	Tier IV
Noise Level in cabin LpA dB	76	71
Noise Level outside LwA dB	109	104
Noise level outside with noise reduction kit LwA dB	105	-



FIXED COUNTERWEIGHT

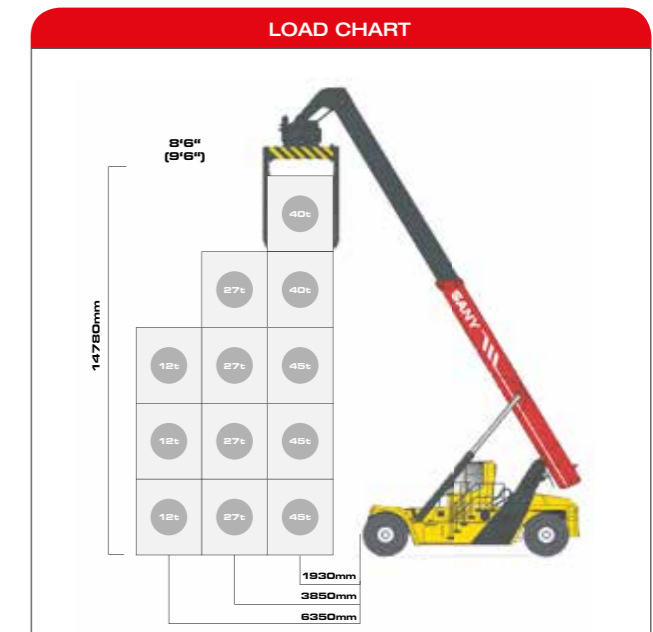


MOVEABLE COUNTERWEIGHT

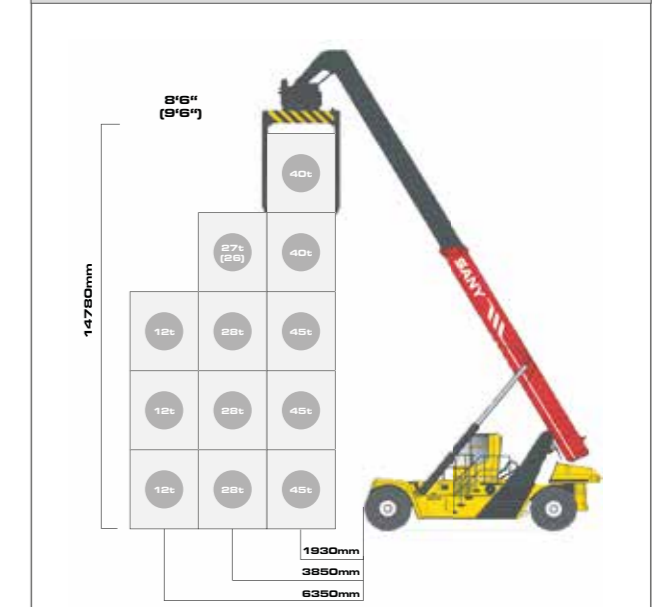
POWERTRAIN SYSTEM AND SPREADER		
	Tier IIIa	Tier IVf
Engine	Volvo TAD-952VE	Volvo TAD1171VE
Rated Power	240kW/2100	265kW/2100
Gearbox	Clark 15.5HR36000	
Drive Axle	Kessler D102 PL341	
Spreader	Elme 857 or SANY SDJ450P	

OVERALL WEIGHTS		
Overall Weight without Load	kg	78650
Axle Weight without Load Front/Rear at L1	kg	43600/35050
Axle Weight with Max. Load Front/Rear at L1	kg	110000/13650
Axle Weight with Max. Load Front/Rear at L2	kg	83200/22450
Axle Weight with Max. Load Front/Rear at L3	kg	81600/8050

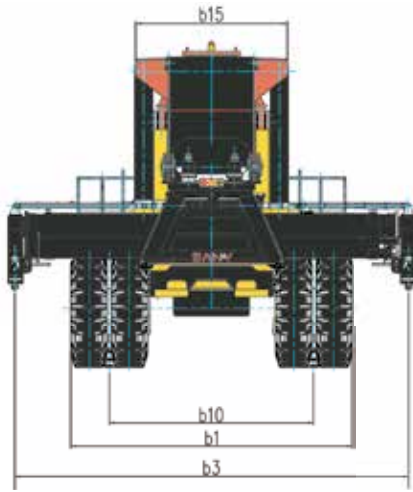
PERFORMANCE		
Max. Load	kg	45000
Stacking Layer		5
Max. Towing ability	kN	335
Max. Lifting Speed Laden / Unladen	mm/s	200/400
Max. Lowering Speed Laden / Unladen	mm/s	500/400
Max. Driving Speed Laden / Unladen	km/h	21/25
Max. Gradeability Laden / Unladen	%	27/44
Hydraulic Pressure	bar	240
	Tier IIIa	Tier IV
Noise Level in cabin LpA dB	76	71
Noise Level outside LwA dB	109	104
Noise level outside with noise reduction kit LwA dB	105	-



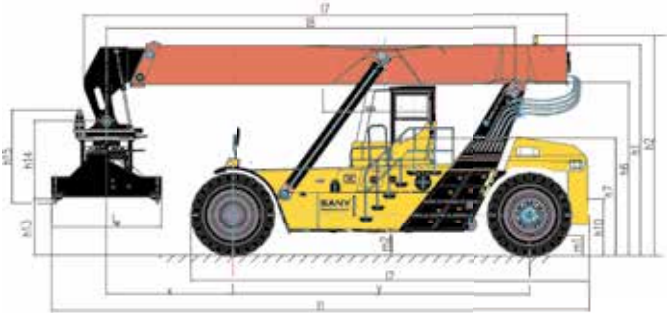
FIXED COUNTERWEIGHT



MOVEABLE COUNTERWEIGHT



DIMENSIONS



OVERALL DIMENSIONS

		SRSC4531G	SRSC4531G-P
		mm	mm
l1	Overall Length	11258	11258
l2	Overall Length Chassis	8070	8070
l7	Overall Length Boom	10250	10250
b15	Boom Width	2255	2255
y	Wheel Base	6000	6000
x	Distance from center of Drive Axle to Load center	2814	2814
b3	Overall Width	6042-12175	6042-12175
h1	Overall Height without Rotating Flashing Beacon	4700	4700
h2	Overall Height with Rotating Flashing Beacon	4785	4785
h6	Overall Height Chassis without Boom	3780	3780
m2	Min. Ground Clearance	350	350
h4	Max. Boom Height	17724	17724
h3-L1	Max. Lift Height in First Row	15077	14605
h3-L2	Max. Lift Height in Second Row	13638	13158
h3-L3	Max Lift Height in Third Row	10727	10247
h7	Seat Height	2504	2504
h10	Towing Pin Height	1340	1340
L8	Min. Distance Spreader pin to Chassis pin	8594	8594
lsp	Spreader Width	2420	2420
h15	Spreader Height	2076	2150
b1	Overall Width Front Axle	4190	4190
b2	Overall Width Rear Axle	3310	3310
b10	Track Width Center of Front Tire	3033	3033
b11	Track Width Center of Rear Tire	2790	2790
b13	Turning Radius from Load center to center of machine	3286	3286
R1	Turning Radius Load center to outer edge of drive axle	1200	1200
Wb/Wd	Turning Radius with 20' Container Max/Min	8285/1701	8285/1701
Wa/Wc	Turning Radius with 40' Container Max/Min	9484/3233	9484/3233
Ast-20'	Width 20' Container Passage	10826	10826
Ast-40'	Width 40' Container Passage	13557	13557
	Tilt [°]	0-60	0-60
	Tyre Size	18.00 - 25"	18.00 - 25"

